



Cornwall  
Wildlife Trust



CORNWALL  
COUNCIL  
*one and all • onen hag oll*

# GROW MORE TREES: AUTUMN SEED SEARCH

*Tevi moy gwydh: hwilas has kynnyav*

The **WHY, WHO, WHAT, WHEN** and  
**WHERE** of collecting, growing and  
planting your own tree seeds in Cornwall.





# Sometimes it's hard to see what we can do to give 'Mother Nature' a helping hand?

One of the easiest ways you can help, is by growing and planting a native tree! Growing trees can really help nature recover and improve the natural environment where you live, for both wildlife and people, for generations to come!

Growing trees from locally-collected tree seeds is the best way to do this, and can be great fun at the same time!

You are never too young, or too old, to learn how to collect and grow your own trees from seeds.

This handy little guide will explain a little more about: **WHY** we should be planting more trees; **WHO** can get involved; **WHAT** you need to do to get started; **WHEN** is the best time to plant; and, **WHERE** the best places are to plant your seedlings.

*So, grow on,  
why not give it a go?*

## Fact file:

Trees and woods are great for wildlife - they give shelter, join up habitats and provide food!





# WHY?

Prag

Climate Change! | Loss of Habitat!  
Greenhouse Gases! | Pollution!  
Carbon Emissions!

**Changes to the Earth's weather and climate happen naturally over time; but some of the changes happening right now are because of increasing human population and activities.**

The build up of man-made gases in the atmosphere trap the sun's heat, which is causing weather patterns around the world to change. These, in turn, are changing the natural environment in which we all live!

One way we can play our part in changing this, is by managing the land and our environment to help find natural solutions, which, in turn, have a positive effect on our climate.

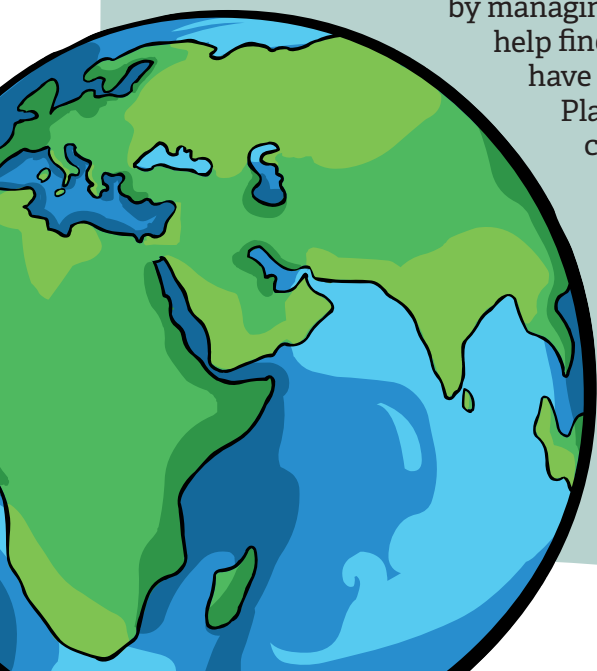
Planting trees, can help in reducing carbon dioxide from the atmosphere and create more habitats for wildlife, such as: birds, insects and many animals.

*Want to learn more?*

 [www.cornwallwildlifetrust.org.uk/climatechange](http://www.cornwallwildlifetrust.org.uk/climatechange)



“ The best time to plant a tree is 20 years ago. The second best time is now. ”



## Anyone can collect and grow a tree from seed!

**It's really easy and great fun to do, either on your own, with friends, or with your family.**

### *Fun fact:*

**BLACKTHORN** - in Celtic myth, this was said to be a home to fairies and was thought to be a magical tree

We would recommend you collect in natural woodlands rather than gardens and estates where ornamental or foreign trees will have been planted.

You can also get involved with a local community group, or, maybe, your school, putting all your collected seeds or locally-grown saplings together, for a larger community woodland planting; possibly in your own school grounds, or in a park or other recreational area?

Cornwall Wildlife Trust plants many hundreds of trees on farmland each year, so you could get involved with other, Cornwall Wildlife Trust volunteers and help plant the trees you've grown?

**If you don't have anywhere to plant your seeds or saplings, the Trust will be happy to grow them on for you, either on a nature reserve, or land managed by one of its partners.**



*Want to learn more?*



[www.cornwall.gov.uk/  
environment-and-planning/  
grow-nature/about/forest-  
for-cornwall-programme/](http://www.cornwall.gov.uk/environment-and-planning/grow-nature/about/forest-for-cornwall-programme/)





# WHAT & WHEN?



*Pyth ha P'eur*



## So, what do you do and when do you get started?


**First of all**, you'll need some containers in which to grow your seeds. If you can, try to re-use any old pots you can find, rather than buying new ones. Re-using old pots is a great way of helping the environment, by stopping them going into land-fill!

### *Be creative...*

You can re-purpose things you use at home for planting, such as: yoghurt pots, plastic bottles and even toilet roll tubes!



**Next**, if you have your own compost bin, here's the ideal opportunity to put its contents to good use. Failing that, bags of soil are readily available to buy from your local garden centre, but do choose carefully. Look for recycled or composted plant material, with coconut fibre as a good alternative, but do try to avoid using peat (even part-peat mixes) as the environmental damage caused by depleting the peat bogs could off-set all the positive effects of your tree-planting initiative!



**OK, now the fun really begins;** it's time to pull on your wellies and go seed hunting!

The very best time to collect tree seeds, is between September and mid-October. Tree seeds come in all shapes and sizes. You can check and identify the many different species available to collect in Cornwall, by looking at the list on the following pages, or contacting Cornwall Wildlife Trust.

There are lots to find and choose from - but remember, if you see two seeds, just pick up one and leave the other the opportunity to develop naturally just where it fell.

So, get collecting and get growing...

### **The circle of life begins afresh**

Some of your seeds can be placed directly into a pot of soil, but others will need the flesh of surrounding berries removed and a dormant phase of at least one winter before planting. This is known as stratification. The seeds will also grow at different rates, some barely peeping above the soil while others race skyward with impressive speed. This is quite normal and, provided they have access to sunlight and are watered regularly, they'll soon develop into healthy young saplings.



### *Fun fact:*

**Sink or swim...** To check if your collected acorns are healthy, drop them into a bucket of water – any that float should be discarded as they will not grow.

# WHAT & WHEN?

*Pyth ha P'eur*


## Growing your seeds: it's as easy as 1-2-3...



# WHAT & WHEN?

Pyth ha P'eur

What trees can I find in Cornwall:  
here's a selection of trees and large shrubs which  
can be found growing naturally in Cornwall.



I'm ready after.

**2-3  
YEARS**

When to collect me

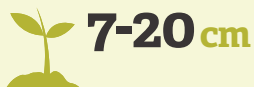
JAN	FEB	MAR	APR
MAY	JUN	JUL	AUG
SEP	OCT	NOV	DEC

How to look after me

Put cones on small tray in warmth so cones open – small seeds are then stored till planting.

NOTE: Pick cones before they ripen – Adult supervision required beside rivers & ponds.

Look how much I can grow after one year



I'm ready after.

**1-2  
YEARS**

When to collect me

JAN	FEB	MAR	APR
MAY	JUN	JUL	AUG
SEP	OCT	NOV	DEC

How to look after me

Store in mix of sand & damp leaf-litter in flower-pot for up to 18 months before planting.

NOTE: Pick ripe (dark purple) sloes, but watch out for those thorns..! Protect stratifying seed from mice with wire-mesh.

Look how much I can grow after one year



I'm ready after.

**1-2  
YEARS**

When to collect me

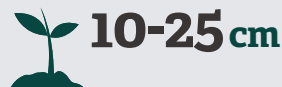
JAN	FEB	MAR	APR
MAY	JUN	JUL	AUG
SEP	OCT	NOV	DEC

How to look after me

Store in mix of sand & damp leaf-litter in flower-pot over winter, before planting.

NOTE: Pick ripe (dark purple) berries. Protect stratifying seed from mice with wire-mesh.

Look how much I can grow after one year



I'm ready after.

**2-4  
YEARS**

When to collect me

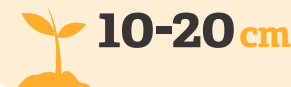
JAN	FEB	MAR	APR
MAY	JUN	JUL	AUG
SEP	OCT	NOV	DEC

How to look after me

Plant straight away in pots.

NOTE: Collect acorns on ground.

Look how much I can grow after one year



I'm ready after.

**1-2  
YEARS**

When to collect me

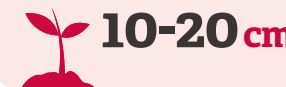
JAN	FEB	MAR	APR
MAY	JUN	JUL	AUG
SEP	OCT	NOV	DEC

How to look after me

Store in mix of sand & damp leaf-litter in flower-pot for up to 18 months before planting.

NOTE: Pick ripe (red) berries. Protect stratifying seed from mice with wire-mesh.


Look how much I can grow after one year



# WHAT & WHEN?

Pyth ha P'eur

What trees can I find in Cornwall:  
here's a selection of trees and large shrubs which  
can be found growing naturally in Cornwall.



**HAZEL** (*Coryllus avellana*)

I'm ready after.

**1-2  
YEARS**

When to collect me


JAN	FEB	MAR	APR
MAY	JUN	JUL	AUG
SEP	OCT	NOV	DEC

How to look after me

Store in mix of sand & damp leaf-litter in flower-pot over winter, before planting.

NOTE: Pick ripe (brown) nuts or collect from ground. Protect stratifying seed from mice & squirrels with wire-mesh.

Look how much I can grow after one year

 **10-15cm**



**HOLLY** (*Ilex aquifolium*)

I'm ready after.

**2-4  
YEARS**

When to collect me

JAN	FEB	MAR	APR
MAY	JUN	JUL	AUG
SEP	OCT	NOV	DEC

How to look after me

Store in mix of sand & damp leaf-litter in flower-pot for up to 18 months before planting.

NOTE: Pick ripe (red) berries. Protect stratifying seed from mice with wire-mesh.

Look how much I can grow after one year

 **5-12cm**



**ROWAN** (*Sorbus aucuparia*)

I'm ready after.

**1-2  
YEARS**

When to collect me

JAN	FEB	MAR	APR
MAY	JUN	JUL	AUG
SEP	OCT	NOV	DEC

How to look after me

Store in mix of sand & damp leaf-litter in flower-pot for up to 6 months before planting.

NOTE: Pick ripe (orange) berries. Protect stratifying seed from mice with wire-mesh.

Look how much I can grow after one year

 **7-25cm**



**SESSILE OAK** (*Quercus petraea*)

I'm ready after.

**3-5  
YEARS**

When to collect me


JAN	FEB	MAR	APR
MAY	JUN	JUL	AUG
SEP	OCT	NOV	DEC

How to look after me

Plant straight away in pots.

NOTE: Collect acorns on ground.

Look how much I can grow after one year

 **10-20cm**

## WHAT NOT TO PLANT

### Ash

Although it is a native and is easy to grow, there is the shadow of disease hanging over this species.

### Yew

As seeds and leaves are poisonous.

There is a need to plant many types of trees, some of which are seen in our daily lives.

However, here, we are focussing on those trees native to Cornwall.

If in any doubt, please seek advice by contacting Cornwall Wildlife Trust.



# WHERE?

Ple

## Planting your tree in the right place.

**Planting new trees is important for wildlife and our natural environment, but where you plant your tree is just as important!**

There are many different types of landscape where trees might be planted around Cornwall - but it's really important to both wildlife and habitats that your tree is planted where it will give the most benefit.

To help you find the best place to plant your tree, and to help you avoid the places you shouldn't, take a look at our handy 'at a glance' graphic, which shows you where to plant, where not to plant, and where to get further advice.

*Want to learn more?*



[www.cornwallwildlifetrust.org.uk/  
what-we-do/our-conservation-work/  
on-land/tree-planting](http://www.cornwallwildlifetrust.org.uk/what-we-do/our-conservation-work/on-land/tree-planting)

### Fact file:

Plant your trees at a suitable time of the year, when the seedling is dormant - from mid-November to early March, is the best time.

### RIGHT TREE, RIGHT PLACE

Our illustrated guide which helps you make the correct choice when planning where to plant your new tree..

*Coming next...*

### Fun fact:

**HAWTHORN** - the flowers of this tree are an important source of nectar for many different species of insect.

## Existing woodland

As established woodland is already highly valuable for wildlife, natural regeneration may be more appropriate than further tree planting. Retention of woodland clearings and choice of suitable species is key to maximising wildlife interest.

## New woodland

Maximise wildlife interest by choosing native, broadleaved trees and shrubs; planting in wavy edged blocks; retaining some clearings and ensuring new trees are protected and maintained.

## Old grassland

Unimproved or species-rich grasslands are important for wildflowers, fungi and insects. They also already store carbon. Additional trees can shade out existing species and be detrimental to wildlife, resulting in a net loss of biodiversity.

## Natural regeneration

Natural regeneration is a low carbon alternative to tree planting; supplementary planting where this is already happening is not necessary.

## Hedges

Some hedges may provide suitable spots for planting additional trees, though it is important to avoid hedges already rich in wildflowers or heathers, as these can provide important links between existing habitats.

## Wetlands

Wetlands, such as marshy grassland, flushes, fen and bog are important for wildlife. They already store carbon and can be dried and shaded out by tree planting, resulting in a net loss of biodiversity.

## Productive Farmland

where tree planting is not an option, management changes can help reduce carbon emissions, e.g. through good soil management, deep rooted seed mixes or change to permanent pasture.

## Orchards

As well as providing a food crop, fruit trees can be very valuable for wildlife. Seek advice if planning to restore an established orchard to ensure any existing wildlife, landscape or historic interest is considered.

### Tree Key:

● **DON'T PLANT** ● **SEEK ADVICE** ● **GO AHEAD!**

Never plant your seeds or saplings without landowners permission



## Historic landscapes

Historic or landscape features, such as elevated areas or mounds and disused mine sites should not be planted with trees.

## Parkland

(widely spaced trees in grassland) is important for wildlife and has a landscape and often historic value. Parkland planting requires advice and retention of large grassland areas.

## Urban areas

Trees can be planted in public open spaces in towns or villages to benefit wildlife.

## Arable field

Arable field corners, particularly if inaccessible or hard to cultivate, can be suitable for tree planting; farmers may be able to access grants to take these areas out of production.

## Near streams

Streamside tree planting creates wildlife corridors and spaces that hold water and reduce flooding, but it is important not to encroach upon already important wetland habitats. Seek advice on suitable sites and species choice.

## Heath & moorland

Heathland and moorland are hugely important habitats that already store carbon; planting trees on them would shade out existing species and reduce wildlife interest.

## Near Adjoining habitats

If planting close to existing habitats, consider using buffers and use only tree and shrub species that won't spread into other valuable habitats, such as heathland or wetland.

## Agroforestry

can play a role in productive farmland, e.g. cluster of trees, or allowing natural regeneration along a hedge in productive grassland can increase wildlife benefit whilst providing shelter for livestock.

### Tree Key:

 **DON'T PLANT**  **SEEK ADVICE**  **GO AHEAD!**

Never plant your seeds or sapling without the landowners permission


# WHAT & WHEN?

*Pyth ha P'eur*



## Planting for life: watch your trees grow

Planting trees from seed is a generous and giving act, made on behalf of future generations. Once done, the benefits can last a lifetime and beyond. Your trees will grow and develop just like you.



**0.3**  
metres

2 years

**4.5**  
metres

15 years

**11.5**  
metres

40 years

**17.5**  
metres

85 years



# KOOS RAG KERNOW

Forest for Cornwall

The Forest for Cornwall (Koos rag Kernow) conceived by Cornwall Council, is an ambitious tree planting project with the principle aim of fighting climate change. When complete it's hopes it will cover approximately 8,000 hectares - that's about 2% of Cornwall's land area.

*Want to learn more?*



[www.cornwall.gov.uk/environment-and-planning/grow-nature/about/forest-for-cornwall-programme](http://www.cornwall.gov.uk/environment-and-planning/grow-nature/about/forest-for-cornwall-programme)

## Fethow Didhanus *Fun facts:*

**OAK** - this tree can live for over 700 years and is called the King of the forest!

In Cornish - collecting acorns would be called  
'Mesa'

## Fethow Didhanus *Fun facts:*

Learn the Cornish names for some of our more familiar trees

### Alder

Gwernen

### Blackthorn

Spernen dhu

### Elder

Skawen

### English Oak

Derowen  
Pow Sows

### Hawthorn

Spernen wynn

### Hazel

Kollen

### Holly

Kelynnen

### Rowan

Kerdhinen

### Sessile Oak

Derowen  
Kernow

## Fethow Didhanus *Fun facts:*

Place-names including tree names

**Clann (Lanivet) = Kellilann**  
<kelli> **grove, copse** <lann> **enclosure**

**Penhallick (Illogan) = Pennhelyk**  
<penn> **end** <helyk> **willows**

**Luthergwarne (Madron) = Leder gwern**  
<leder> **cliff, steep slope** <gwern> **alder trees**

**Lower Pencawn (Saint Enoder) = Pennskawen Woless**  
<penn> **end** <skawen> **willows** <woless> **lower**

**Boscawen (St Austell) = Bosskawen**  
<bos> **dwelling** <skawen> **elder tree**

**Tregolls (St Clement) = Tregollas**  
<tre> **farmstead, settlement**  
<kollas> **hazel grove**



# GROW

## MORE TREES:

### AUTUMN SEED SEARCH

*Tevi moy gwydh: hwilas has kynnyav*

You can find out more information by contacting any of the scheme partners below:



**Cornwall  
Wildlife Trust**

[www.cornwallwildlifetrust.org.uk](http://www.cornwallwildlifetrust.org.uk)  
[volunteering@cornwallwildlifetrust.org.uk](mailto:volunteering@cornwallwildlifetrust.org.uk)



**CORNWALL  
COUNCIL**  
*one and all • onen hag oll*

[www.cornwall.gov.uk](http://www.cornwall.gov.uk)  
[ForestforCornwall@cornwall.gov.uk](mailto:ForestforCornwall@cornwall.gov.uk)

*Get  
growing...*

