

Bug Dial



Cornwall


Cornwall Biodiversity Initiative
Pond Educational Resource Pack
Key Stages 1 and 2



The Pondwatch bug dial is part of the
Pond educational resource pack



Available to download from
Cornwall Wildlife Trust's website at
www.cornwallwildlifetrust.org.uk/education



The PONDWATCH BUGDIAL

What's that pond-bug? . . . use the dial to check your identification.


Just point the tip of the lily pad at the animal you want to check. The notes will help by telling you where the animal is normally found, how it moves and its special features.

number of
legs/tails

life zone

way of moving

special features



The PONDWATCH BUGDIAL

What's that pond-bug? . . . use the dial to check your identification.


Just point the tip of the lily pad at the animal you want to check. The notes will help by telling you where the animal is normally found, how it moves and its special features.

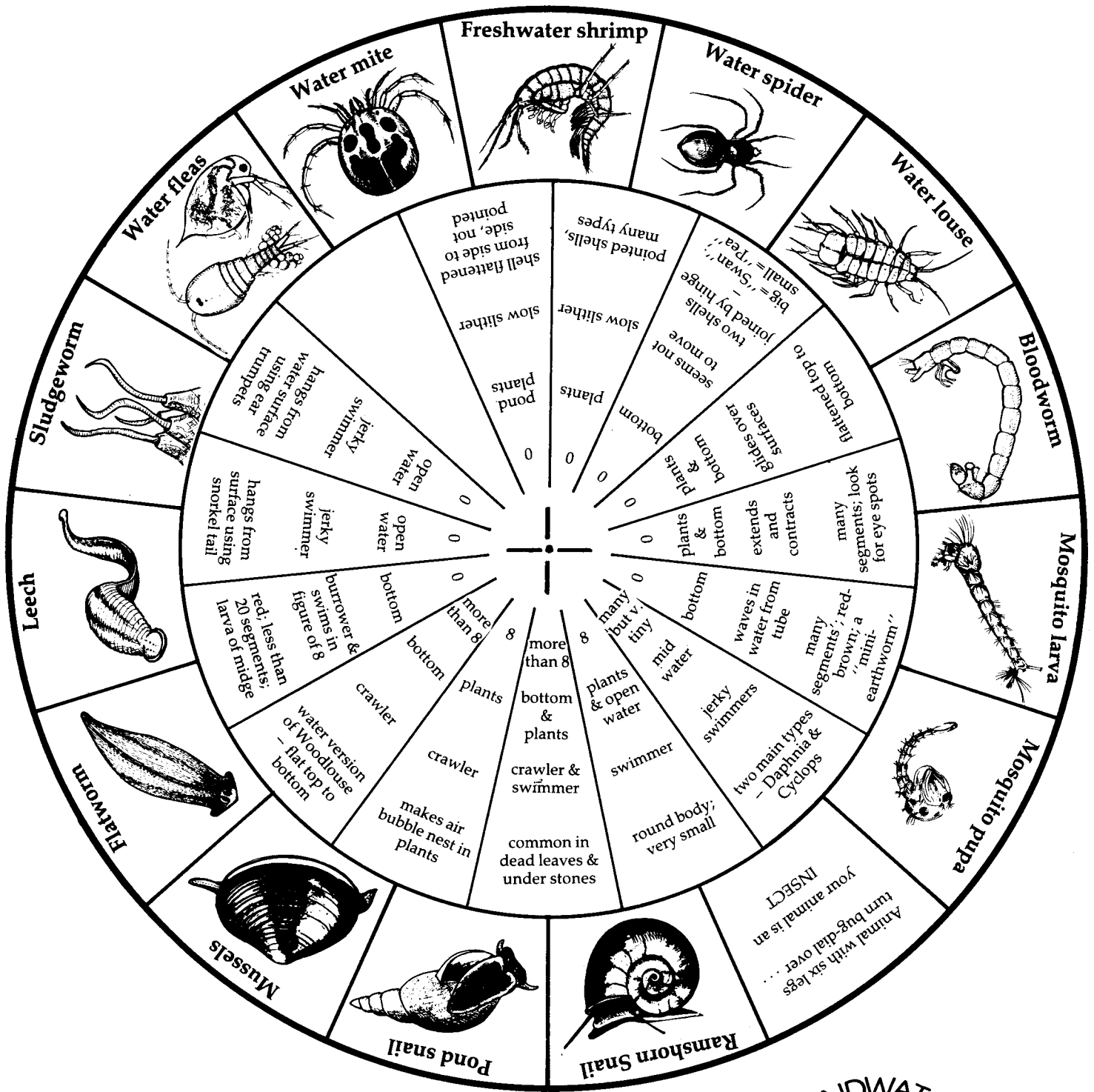
number of
legs/tails

life zone

way of moving

special features



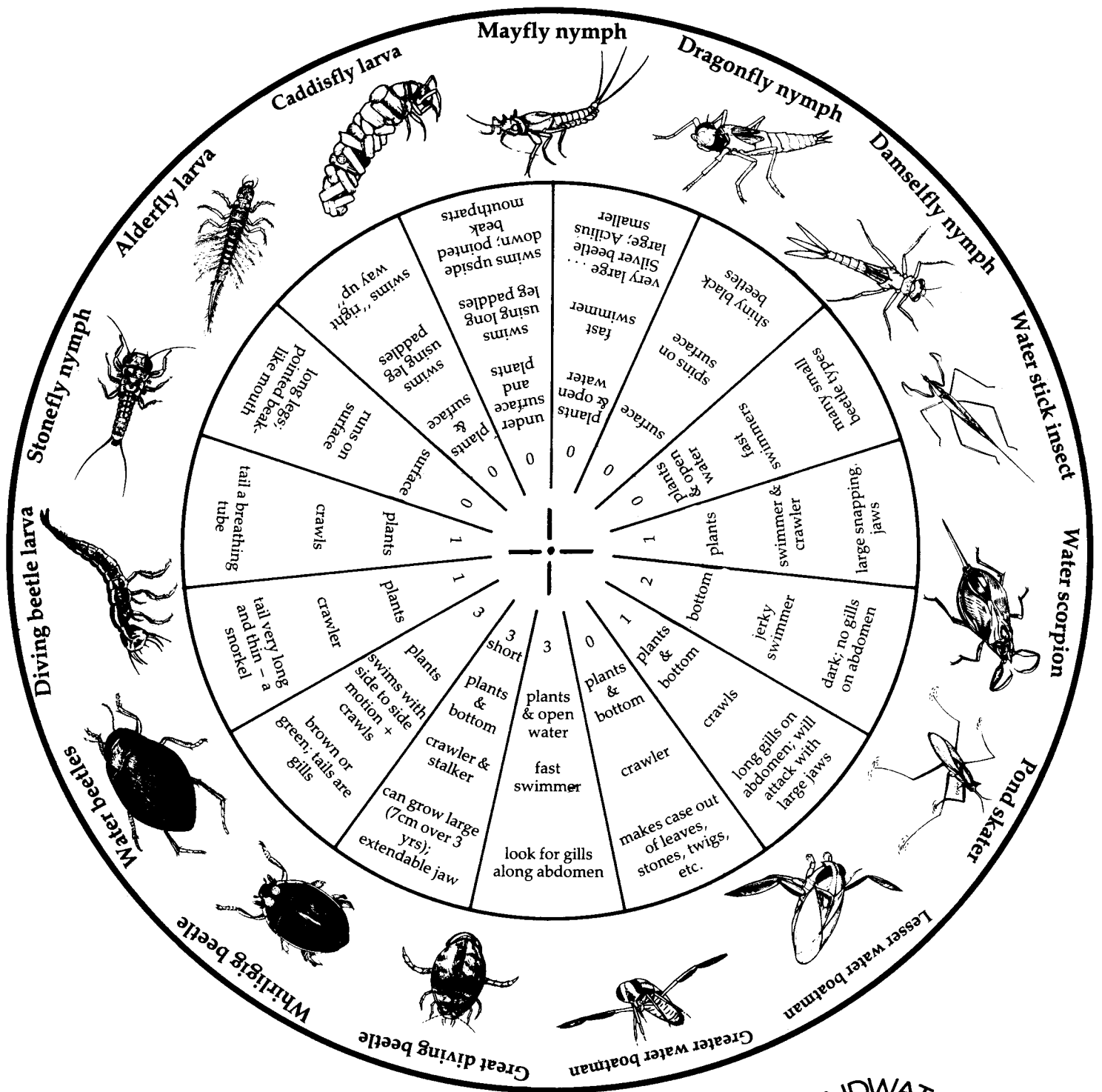


How to make your Bugdial.

- Cut out the two lily pads on sheet 2.
- Use a paper fastener to attach the lily pads, through the centre, to the dial.
- Turn the lily pad to the animal you would like to check and read off the information revealed at the pad base.



PONDWATCH is organised by The Wildfowl and Wetlands Trust, supported by WATCH, the wildlife and environment club, and sponsored by Shell Better Britain Campaign.



How to make your Bugdial.

- Cut out the two lily pads on sheet 2.
- Use a paper fastener to attach the lily pads, through the centre, to the dial.
- Turn the lily pad to the animal you would like to check and read off the information revealed at the pad base.



PONDWATCH is organised by The Wildfowl and Wetlands Trust, supported by WATCH, the wildlife and environment club, and sponsored by Shell Better Britain Campaign.